

Webpage

The screenshot shows a web browser window displaying the Sanlien web interface. The browser's address bar shows the URL `10.0.0.64/index.php?item=rec`. The page header indicates "SANLIEN WEB VERSION: 20180418". On the left sidebar, the "All File" option is highlighted with a red box and labeled "1.". The main content area features a table of files with columns for "select all", "Date", "File Name", "File Size", and "Download". The first row of the table is highlighted, and its "Download" link is circled in red and labeled "2.". Above the table are buttons for "DELETE ALL FILES" and "DELETE ALL SELECTED". A search bar is located to the right of the table. The Windows taskbar at the bottom shows the time as 06:02 on 2018/4/23.

select all	Date	File Name	File Size	Download
<input type="checkbox"/>	2018-01-17 21:07:05	20180118130646_1001[0001]_541.csv	188.647 KB	Download
<input type="checkbox"/>	2018-01-17 21:07:46	20180118130734_1001[0001]_1474.csv	136.847 KB	Download
<input type="checkbox"/>	2018-01-17 21:17:36	20180118131557_1001_599.csv	904.117 KB	Download
<input type="checkbox"/>	2018-01-17 21:18:55	20180118131833_1001_907.csv	211.537 KB	Download
<input type="checkbox"/>	2018-01-17 21:27:05	20180118132639_1001_1492.csv	238.697 KB	Download
<input type="checkbox"/>	2018-01-17 21:57:02	20180118135635_1001_1156.csv	245.487 KB	Download
<input type="checkbox"/>	2018-01-18 18:29:14	20180119102852_1001_592.csv	211.537 KB	Download
<input type="checkbox"/>	2018-01-18 19:14:57	20180119111435_1001_344.csv	211.537 KB	Download

1. Select All File
2. Click the item to download

SANLIEN WEB VERSION: 20180418

Firmware Version 4.12

DELETED ALL FILES DELETED ALL SELECTED

Display 10

Deselect All	Date	File Name	File Size	Download
<input checked="" type="checkbox"/>	2018-01-17 21:07:05	20180118130646_1001[0001]_541.csv	188.647 KB	Download
<input type="checkbox"/>	2018-01-17 21:07:46	20180118130734_1001[0001]_1474.csv	136.847 KB	Download
<input type="checkbox"/>	2018-01-17 21:17:36	20180118131557_1001_599.csv	904.117 KB	Download
<input type="checkbox"/>	2018-01-17 21:18:55	20180118131833_1001_907.csv	211.537 KB	Download
<input type="checkbox"/>	2018-01-17 21:27:05	20180118132639_1001_1492.csv	238.697 KB	Download
<input type="checkbox"/>	2018-01-17 21:57:02	20180118135635_1001_1156.csv	245.487 KB	Download
<input type="checkbox"/>	2018-01-18 18:29:14	20180119102852_1001_592.csv	211.537 KB	Download

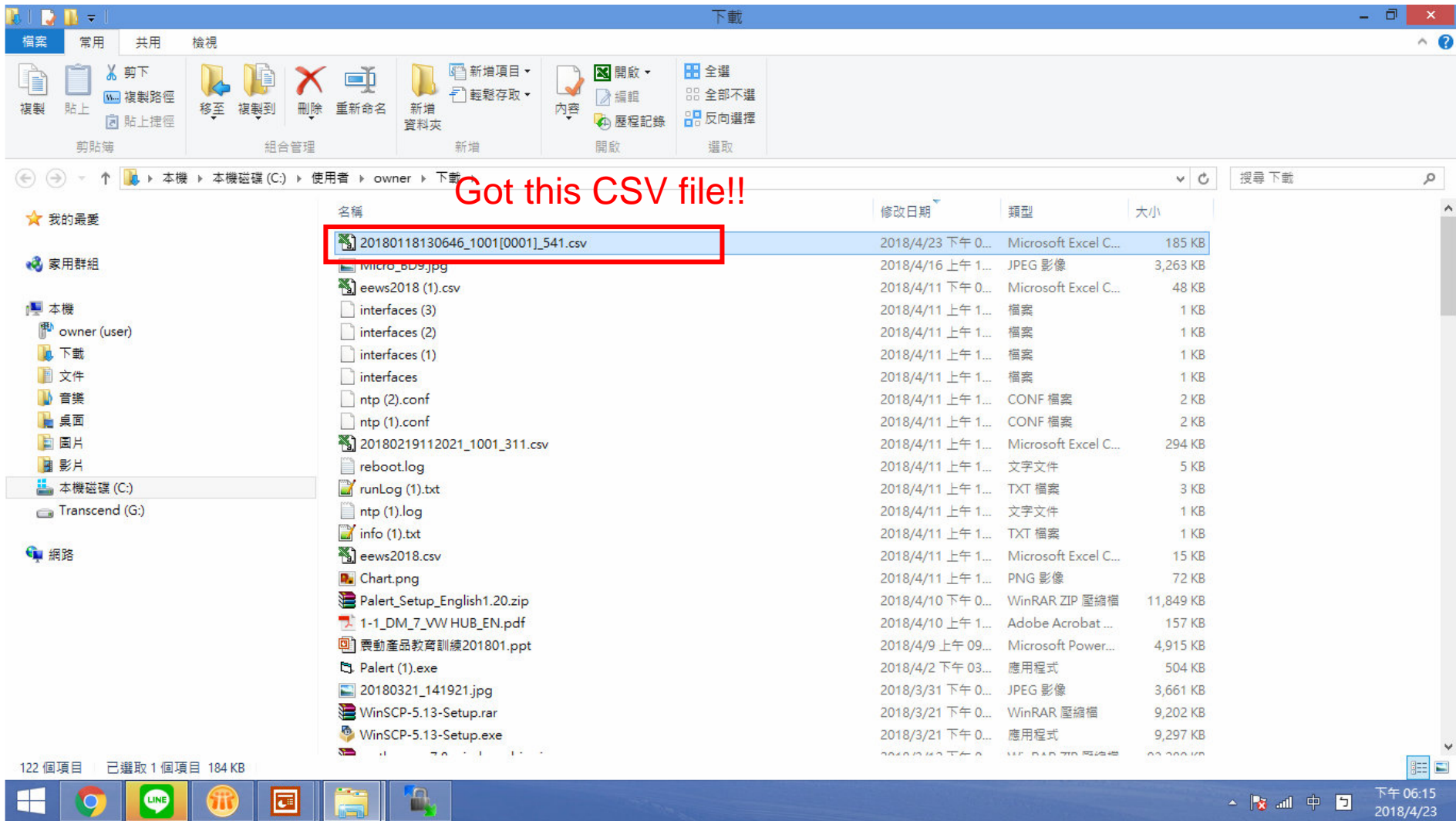
Sanlien Technology Corp®

20180118130646...csv

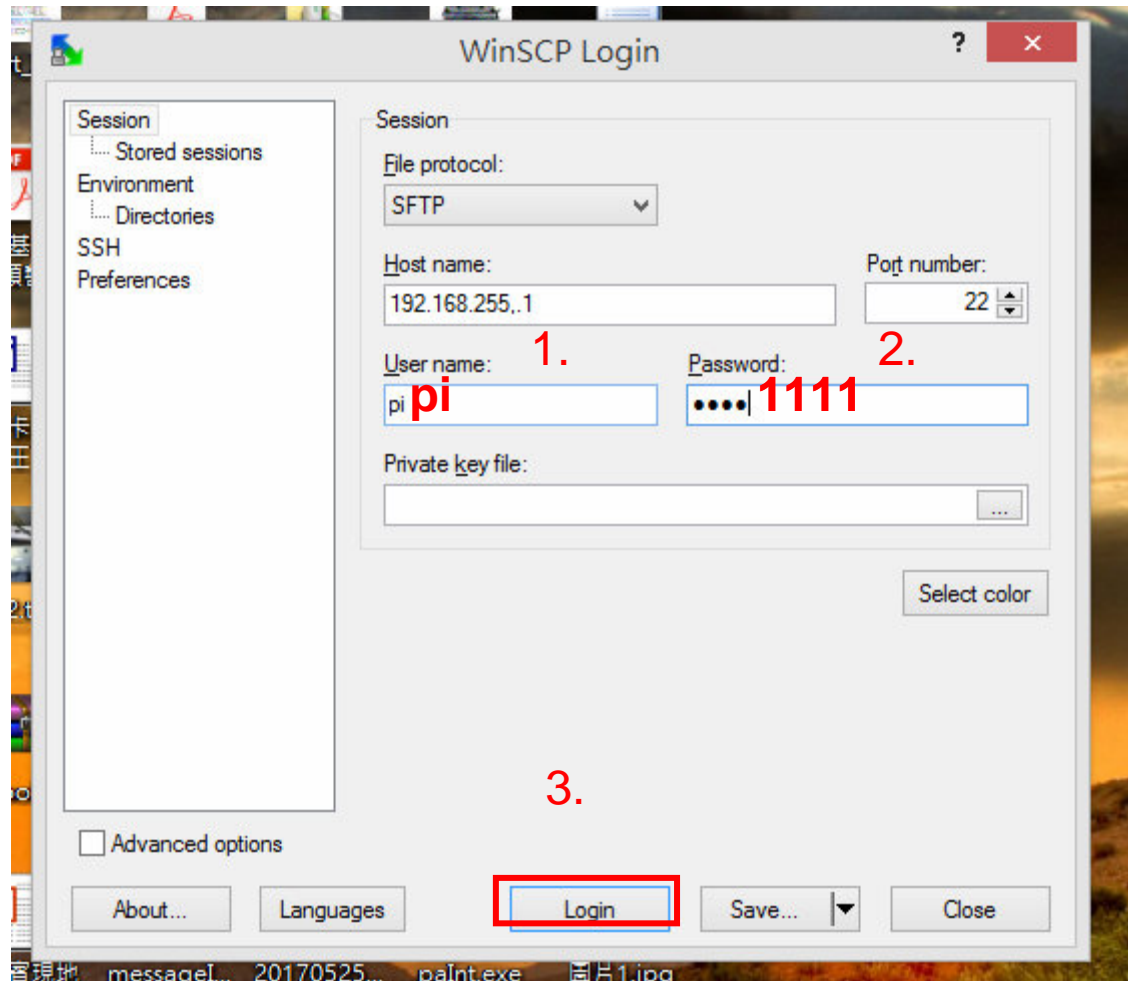
全部顯示

開啟(O)
一律開啟這類檔案(A)
在資料夾中顯示(S)
取消(C)

1. Select the popup CSV file
2. And open the folder

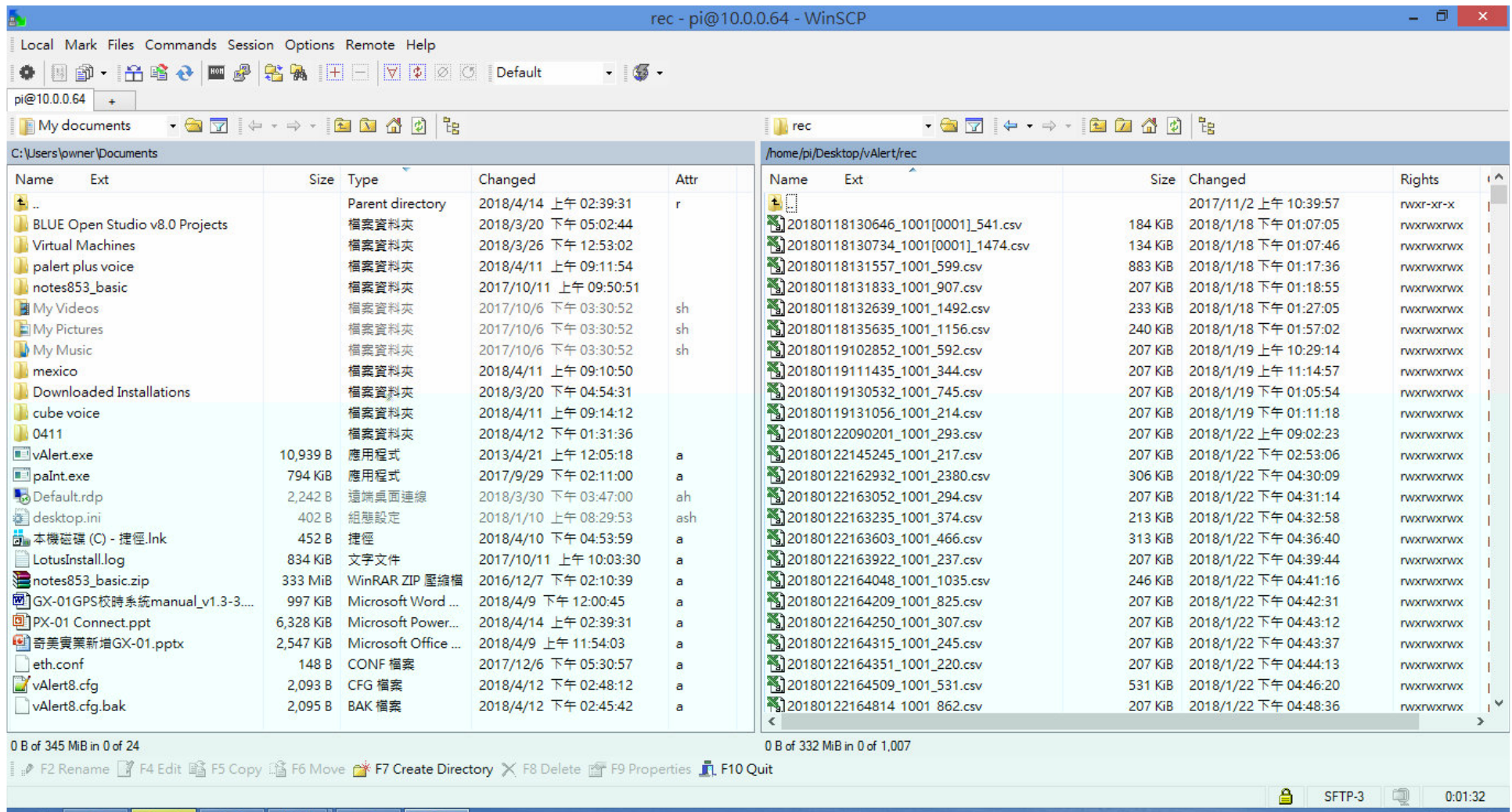


Or.... Using WinSCP small tool



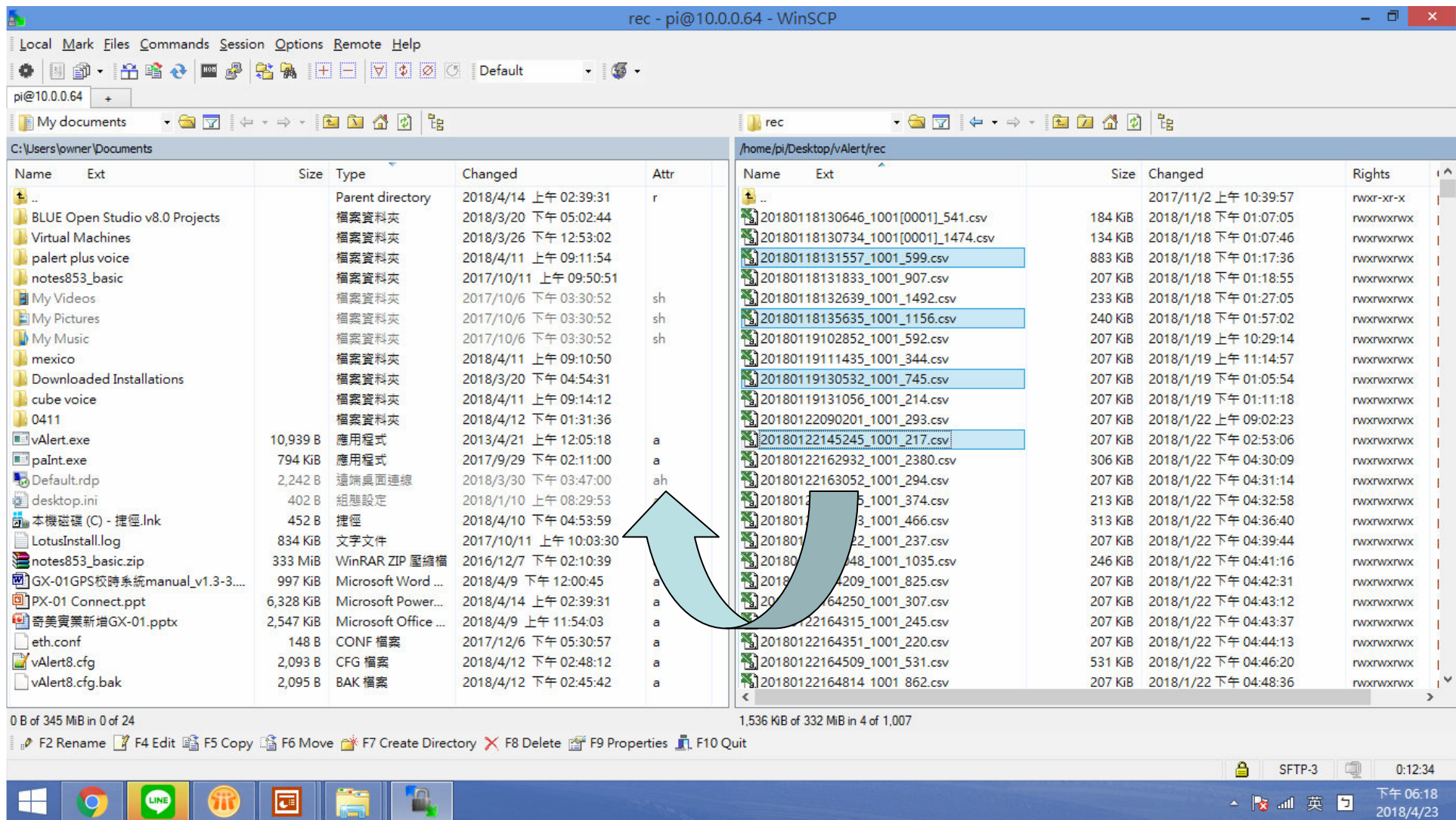
1. Usrmane : pi
2. Passwrđ : 1111
3. Click "Login"

Path :
/home/pi/Desktop/vAlert/rec



Left side : your computer

Right side : Palert Plus



Select what you want, pull to right side of your computer folder!!